



Thanks for not printing this page!

Simply print from page 2 in your printing options to avoid wasted paper & ink!



...your first choice for easy to use, trusted and high quality teaching materials for educators and parents worldwide - professionally crafted materials with a personal touch.

A brief word about copyright...

By downloading this resource, you agree to the following:



You may use this resource for personal and/or classroom use only.

In order to support us, we ask that you always acknowledge www.twinkl.co.uk as the source of the resource. **If you love these resources, why not let others know about Twinkl?**



You must not reproduce or share this resource with others in any form. They are more than welcome to download the resource directly from us.

You must not host or in any other way share our resources directly with others, without our prior written permission.

We also ask that this product is not used for commercial purposes and also that you do not alter the digital versions of our products in any way.

Thank you for downloading!

We hope you enjoy the resource and we'll see you very soon!



Did you know we also have twinkl Premium for schools?
















Email sales@twinkl.co.uk for more information.

Ancient Greece: The Trojan War

| | | |
|--|---|---|
| Aim: Understand how our knowledge of the past is constructed from a range of sources. Make connections, draw contrasts, analyse trends, frame historically-valid questions and create their own structured accounts, including written narratives and analyses. I can use a range of sources to find out about the past and then present my findings. | Success Criteria: I can think of questions about Greek artefacts. I can use the artefacts to learn about the past. I can use the story from Homer's Iliad to learn about the Trojan War. I can choose an key moment in the story to freeze frame. I can write a chronological diary entry to recount the story of the Trojan War. | Resources: Lesson Pack Camera |
| | Key/New Words: Artefact, archaeologist, Sparta, Troy, Trojan, Iliad. | Preparation: Priam's Treasure Photo Pack - 1 per table. Priam's Treasure Fact Cards - 1 per table. Diary Template as required |

Prior Learning: It would be helpful if children had previous knowledge of the Greek gods, goddesses and regions.

Learning Sequence

| | | |
|---|--|---|
|  | Priam's Treasure Children look at the artefacts in Priam's Treasure Photo Pack , a collection found by archaeologist Heinrich Schliemann in the 1870s. The finds are believed to date back the time of ancient Troy. Give a picture to each table and ask them if they think they know what it is. <i>Do you have any questions about the artefact?</i> Feedback ideas and questions to the class. Give out Priam's Treasure Fact Cards . Were we correct? <i>What have you learnt about Greek life from the artefacts?</i> |  |
|  | The Trojan War Use the Lesson Presentation to explain the Trojan War. Our evidence comes from The Iliad, a poem written by Homer. <i>Can you retell the story of the Trojan War?</i> |  |
|  | Let's Act it! Allocate each group a different scene to freeze frame, e.g. the Greeks arriving for battle, men hiding inside a wooden horse while the Greeks pretend to sail away, the Trojans bringing the horse into the gates, the Greeks climbing out at night and letting the army in and the final battle. Take photos and upload. |  |
|  <div style="display: flex; justify-content: space-around; align-items: flex-start; margin-top: 10px;"> <div style="text-align: center;">  <p>Shared writing: use the Diary Template to write a diary entry as either a Greek or a Trojan.</p> </div> <div style="text-align: center;">  <p>Use the Diary Template to write a diary entry as either a Greek or a Trojan.</p> </div> <div style="text-align: center;">  <p>Children use the Diary Template to write two parallel diary entries from the night of the attack; one as a Trojan, one as a Greek.</p> </div> </div> |  | |
|  | Choose children to read a paragraph from their diary entry. Who could have written this? What is our evidence? |  |
|  | If photos from group work have been uploaded, order or write captions for each photo as a whole class. |  |

Taskit

Makeit: Ask the children to design and make their own Trojan Horse. What materials will they use? Will they conceal anything inside?

Actit: Can the class think of another trick? Imagine they are an army trying to get into a city. How could they do it? The children can make their 'plans' in groups, act out and write up as a story.

Hearit: Listen to a more detailed version of the story of the Trojan War on the [BBC website](#).